



Characteristics



- Decorative rounded air curtain for vertical or horizontal installation.
- Faceted self-supporting casing construction made of galvanized plated steel, finished in structural epoxy-polyester painting white RAL9016 or silver grey RAL9006 as standard. Other colours or stainless steel are available on request.
- Large perforated inlet grille avoiding intensive maintenance.
- Anodized aluminium outlet vanes, airfoil shaped, adjustable from 0 to 15° each side.
- Double-inlet centrifugal fans driven by an external rotor motor and low noise level. 5-speed selector. "EC" models assembled with very low consumption efficiency fans.
- "P" type with water heated coil. "E" type with electrical shielded elements, three stages with integrated regulation. "A" type without heating, air only. Optional expansion DX coil.
- Includes Plug&Play control with 7m RJ45 cable and infrared remote control. Optional: Clever control (programmable, automatic, intelligent, energy saving, Modbus RTU for BMS...).

Specifications

AIR ONLY

Model	Airflow m³/h	Power Fans	Current Fans	Noise Level	Weight kg
		230V-50Hz kW	230V-50Hz A	(5 m) dB(A)	
RUND M 1000 A	1980	0,318	1,41	55	42
RUND M 1500 A	2640	0,424	1,88	56	63
RUND M 2000 A	3960	0,636	2,82	57	79
RUND M 2500 A	4620	0,742	3,29	58	88
RUND M 3000 A	5280	0,848	3,76	59	99
RUND G 1000 A	2400	0,642	2,85	57	46
RUND G 1500 A	3200	0,856	3,80	58	68
RUND G 2000 A	4800	1,284	5,70	59	89
RUND G 2500 A	5600	1,498	6,65	60	98
RUND G 3000 A	6400	1,712	7,60	61	108
RUND ECG 1000 A	2700	0,225	1,95	61	46
RUND ECG 1500 A	3600	0,300	2,60	62	68
RUND ECG 2000 A	5400	0,450	3,90	63	89
RUND ECG 2500 A	6300	0,525	4,55	64	98
RUND ECG 3000 A	7200	0,600	5,20	65	108

ELECTRICAL HEATED

Model	Airflow m³/h	Electrical Heating Capacity	Power Fans	Current Fans	Noise Level	Weight kg
		400Vx3-50Hz kW	230V-50Hz kW	230V-50Hz A	(5 m) dB(A)	
RUND M 1000 E	1980	3/6/9	0,318	1,41	55	49
RUND M 1500 E	2640	4/8/12	0,424	1,88	56	75
RUND M 2000 E	3960	6/12/18	0,636	2,82	57	97
RUND M 2500 E	4620	6/12/18	0,742	3,29	58	108
RUND M 3000 E	5280	8/16/24	0,848	3,76	59	119
RUND G 1000 E	2400	5/10/15	0,642	2,85	57	54
RUND G 1500 E	3200	7,5/15/22,5	0,856	3,80	58	81
RUND G 2000 E	4800	10/20/30	1,284	5,70	59	107
RUND G 2500 E	5600	10/20/30	1,498	6,65	60	118
RUND G 3000 E	6400	10/20/30	1,712	7,60	61	128
RUND ECG 1000 E	2700	5/10/15	0,225	1,95	61	54
RUND ECG 1500 E	3600	7,5/15/22,5	0,300	2,60	62	81
RUND ECG 2000 E	5400	10/20/30	0,450	3,90	63	107
RUND ECG 2500 E	6300	10/20/30	0,525	4,55	64	118
RUND ECG 3000 E	7200	10/20/30	0,600	5,20	65	128

WATER HEATED

Model	Airflow m³/h	P86		P64		P54		Power Fans 230V-50Hz kW	Current Fans 230V-50Hz A	Noise Level (5 m) dB(A)	Weight kg
		Heating capacity 80/60°C kW	Water Drop Pressure 80/60°C Pa	Heating Capacity 60/40°C kW	Water Drop Pressure 60/40°C Pa	Heating Capacity 50/40°C kW	Water Drop Pressure 50/40°C Pa				
RUND M 1000 P	1860	9,84	1000	9,22	4990	-	-	0,318	1,41	55	47
RUND M 1500 P	2480	14,23	760	13,65	6430	-	-	0,424	1,88	56	71
RUND M 2000 P	3720	22,17	2190	19,70	5470	-	-	0,636	2,82	57	90
RUND M 2500 P	4340	27,69	4000	23,48	4060	-	-	0,742	3,29	58	101
RUND M 3000 P	4960	33,15	6560	28,29	6730	-	-	0,848	3,76	59	112
RUND G 1000 P	2250	11,04	1230	10,42	6190	10,56	1790	0,642	2,85	57	52
RUND G 1500 P	3000	16,02	940	15,47	8020	16,37	5670	0,856	3,80	58	77
RUND G 2000 P	4500	24,92	2700	22,29	6810	23,15	3030	1,284	5,70	59	100
RUND G 2500 P	5250	31,16	4930	26,61	5060	28,76	5450	1,498	6,65	60	109
RUND G 3000 P	6000	37,35	8110	32,10	8410	34,03	7180	1,712	7,60	61	119
RUND ECG 1000 P	2550	11,89	1400	11,27	7110	11,50	2090	0,225	1,95	61	52
RUND ECG 1500 P	3400	17,29	1070	16,77	9240	17,86	6620	0,300	2,60	62	77
RUND ECG 2000 P	5100	26,86	3080	24,14	7850	25,24	3530	0,450	3,90	63	100
RUND ECG 2500 P	5950	33,63	5650	28,84	5840	31,38	6360	0,525	4,55	64	109
RUND ECG 3000 P	6800	40,34	9290	34,81	9710	37,16	8400	0,600	5,20	65	119

Water heated: connection pipes P86 and P64 are 2x3/4" male (female if rear pipes), P54 2x1" male . P86 2 rows coil, P64 3 rows coil, P54 4 rows coil.



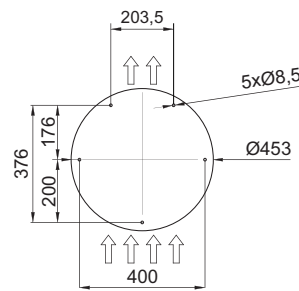
Layouts and dimensions

Vertical installation

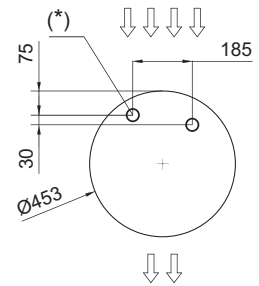
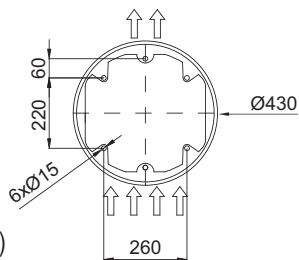


(*) IN/OUT Water pipes connection (in water heated units)

Floor fixing points without foot



Floor fixing points with foot



	L
RUND 1000	1025
RUND 1500	1525
RUND 2000	2030
RUND 2500	2530
RUND 3000	2980

Horizontal installation



Ceiling fixation through threaded rods



Wall/ceiling fixation through arms



Wall/ceiling fixation through angle supports



Wall fixation through lateral arms



Floor fixation (goalpost)