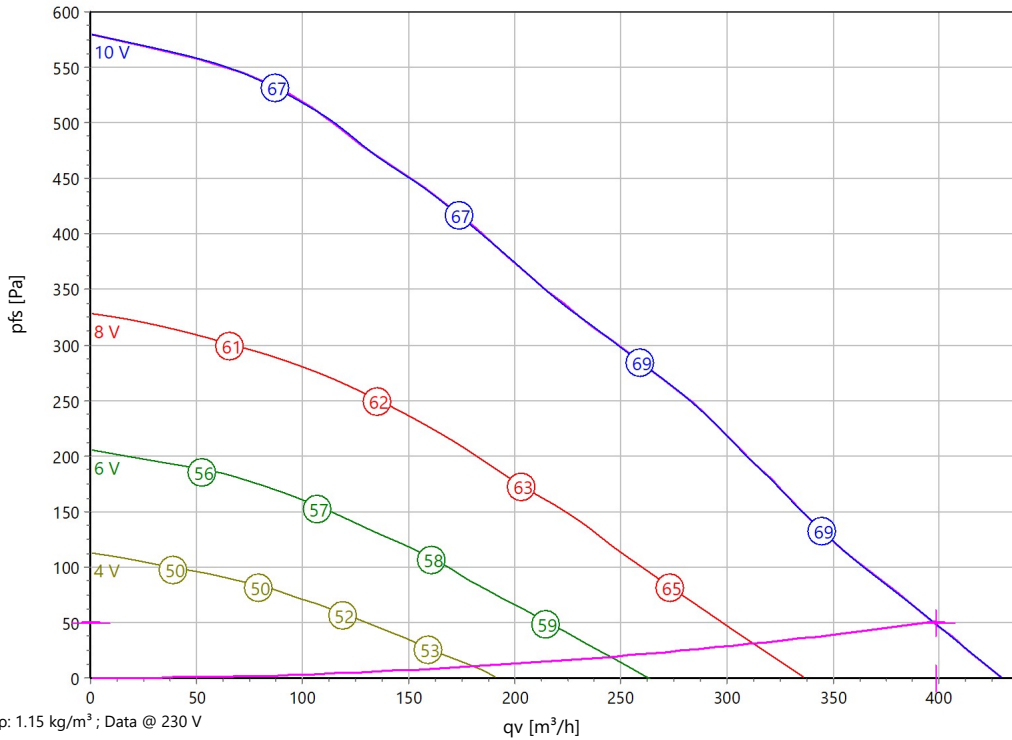




Type: **R 100 G.2BK**
Art.-No.: F02-10002



Curve:



p: 1.15 kg/m³ ; Data @ 230 V

ErP-Data:

	(EU) Nr. 1253/2014	(Lot6)
qv	163	m³/h
pfs	434	Pa
ηfs	26.5	%
Ped	0.0745	kW
n	3766	r/min
N	43	
v	5.77	m/s

Operating Point:

qv	398	m³/h
pfs	50	Pa
pfd	114	Pa
ηed,fs	7	%
ηed,tot	21	%
Ped	0.089	kW
I	0.75	A
n	3647	r/min
LwA D,OUT	70	dB(A)
Uc	10	V
v	14.1	m/s
SFP	806	Ws/m³
FEI	1.4	
tr,OP	60	°C

Set point:

qv	398	m³/h	pfs	50.6	Pa
----	-----	------	-----	------	----

Intersections:

Curve	qv [m³/h]	pfs [Pa]	Ped [kW]	I [A]	nN [r/min]	LwA D,OUT [dB(A)]
10 V	397.5	51	0.089	0.75	3647	70
8 V	312.4	32	0.047	0.42	2908	65
6 V	245.2	20	0.024	0.24	2303	60
4 V	180.8	11	0.011	0.12	1706	54

Nominal Data:

U [V]	f [Hz]	Data @ [V]	Ped [kW]	IN [A]	nN [r/min]	tr [°C]	k10 [m²/s/h]	IA / IN	IP	m [kg]
1~200-240	50/60	230	0.089	0.75	3770	-20 .. +60	-	-	IP 54	2.3

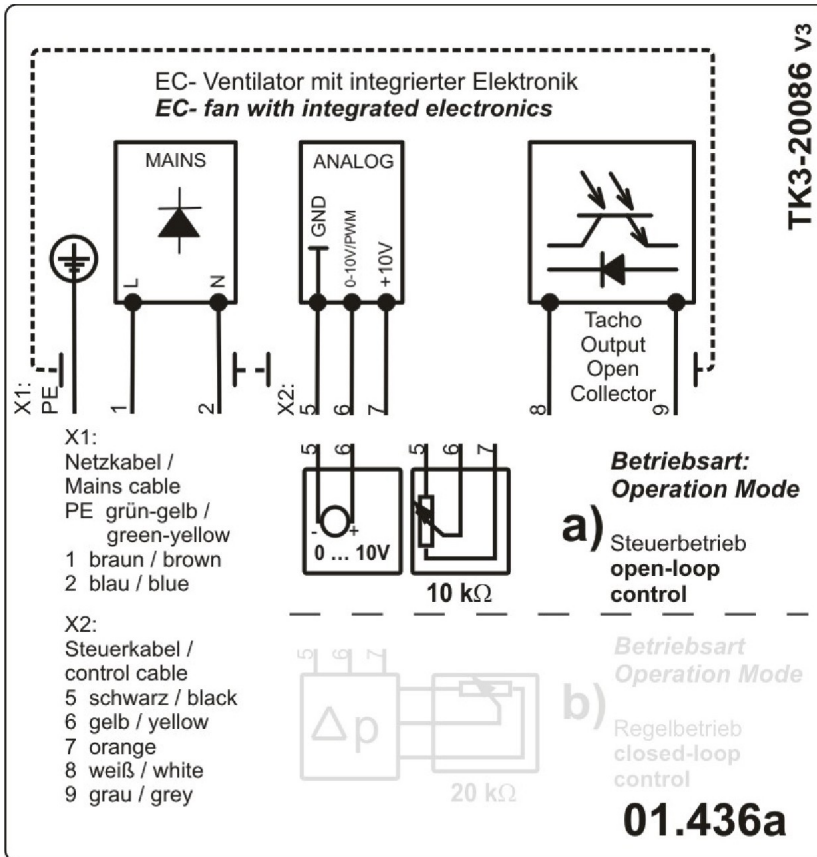
Sound Data:

Frequency	Σ	63Hz	125Hz	250Hz	500Hz	1kHz	2kHz	4kHz	8kHz	Distances	1 m	4 m
LwA(D,in) [dB(A)]	70	56	63	61	62	64	62	58	49	LpA(D,in) [dB(A)]	63	52
LwA(D,out) [dB(A)]	70	27	44	60	65	64	63	61	50	LpA(D,out) [dB(A)]	63	52
LwA(D,cas) [dB(A)]	56	18	36	47	47	49	51	49	39	LpA(D,cas) [dB(A)]	49	38



Type: **R 100 G.2BK**

Art.-No.: F02-10002



R...G - EC Tube Fans

Construction of steel

- easy installation in any position
- for round duct connection
- casing made of galvanized sheet steel
- easy electrical connection via terminal box
- energy saving with ec motors
- speed continuously controllable (0-10V)



Description:

The Rosenberg EC-Tube fans represent a technically perfect solution, uniting the advantages of axial fans, straight airflow and easy installation, with high pressure stability, low noise level and high efficiency of the radial fans.

Application fields:

Car workshops / offices / bars / tower blocks / factories / basement rooms / nursery schools / cinemas / storages / nursing homes / schools / sports facilities / supermarkets / parking garages / workshops / greenhouses / apartments and many more

The R...G series is characterized by high airflows at medium pressures. An extensive accessory program for tube mounting completes the product portfolio ideally.

Classification of the fan series:

NRVU = **N**on **R**esidential **V**entilation **U**nits

UVU = **U**nidirectional **V**entilation **U**nits

Casing:



are manufactured of galvanized sheet steel

Impellers:

The impellers are balanced together with the external rotor motors at two levels according to quality level G2.5/G 6.3 DIN ISO 21940-11.

Type R...G:

The backward curved centrifugal impeller are made of plastic

Motors:

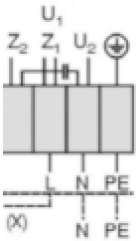
The EC motors used are characterized by a very high degree of efficiency, even in partial load ranges, as well as good controlling and regulation behavior. They are easy to connect, individually preconfigured, compact in design and show a high power density. The implementation of additional functions (e.g. air flow and pressure control) is possible. All motors are speed controllable in the range 0-100%.

Integrated Motor Protection:

The motor protection is integrated with Rosenberg EC motors. All necessary parameters, such as temperature, blocked rotor, over and undervoltage and power are continuously checked and monitored via an intelligent failure management.

Electrical connection:

Electrical connection is mounted on the housing by a terminal box.



Installation:

Rigid folded spiral-seam ducts (Spiro), flexible aluminium or plastic ducts with standardized diameter can be used.



Air volume control:

For more information see accessories!

Open-loop control:

For example with a Potentiometer 0-10V signal

Closed-loop control:

For example with a Temperature sensor 0-10V

Scope of delivery:

- Tube fan (R...G)
- Documentation

Important notes:

Air performance curves:

The air performance curves have been established using the intake test method in the test chamber according to DIN EN ISO 5801. They show pressure increase as a function of the volume flow. Performance curves were recorded in installation type D.

Noise levels:

The bordered values printed in the performance curve diagrams show the "A" weighted **LWA(out)** sound power level at the **free outlet side** in duct systems corresponding to ISO 13347-3 and DIN EN ISO 3744/3745. The relative octave sound power level L_{WArel} at octave medium frequency can be read in the directly attributed table sheet of the respective fan type.

R 160 G.3BK: $LWA(in) = LWA(out) + 1 \text{ dB}$

$LWA(cas) = LWA(out) - 15 \text{ dB}$

R 200 G.3BK: $LWA(in) = LWA(out) + 2 \text{ dB}$

$LWA(cas) = LWA(out) - 17 \text{ dB}$

R 250 G.3BK: $LWA(in) = LWA(out) - 1 \text{ dB}$

$LWA(cas) = LWA(out) - 17 \text{ dB}$

R 315 G.3DE: $LWA(in) = LWA(out) - 1 \text{ dB}$

$LWA(cas) = LWA(out) - 12 \text{ dB}$

R 355 G.3DE: $LWA(in) = LWA(out) - 1 \text{ dB}$

$LWA(cas) = LWA(out) - 12 \text{ dB}$

Erp-Information:

Rosenberg fans have a specific (pressure-) ratio $< 1,05$ (pressure $< 5000 \text{ Pa}$).

Service life:

For maximum service life of Rosenberg products please beware of the maintenance hints on the manual for each product type.

Recycling and disposal:

For recycling and disposal of Rosenberg products comply with applicable locally requirements and regulations.